

Parental controls guide

Houseparty privacy and safety settings

Parental Controls information

Type of guide

Social media privacy guides

Features and Benefits

The Houseparty app has a range of privacy and safety settings that can help you manage who can have conversations with you and see if you are active on the app. You can also opt-out from certain ways that your personal data can be use on the platfrom.

What specific content can I restrict?



Chatting



Location sharing



Privacy

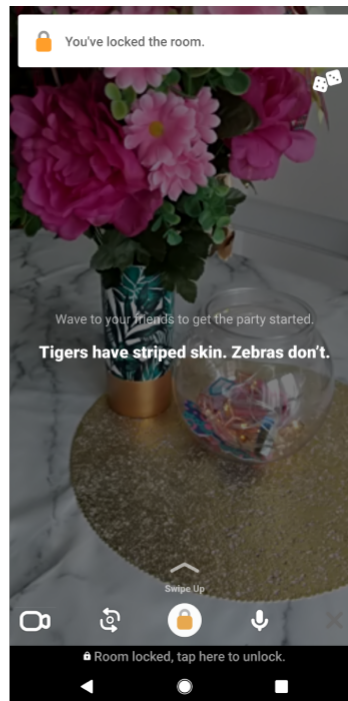
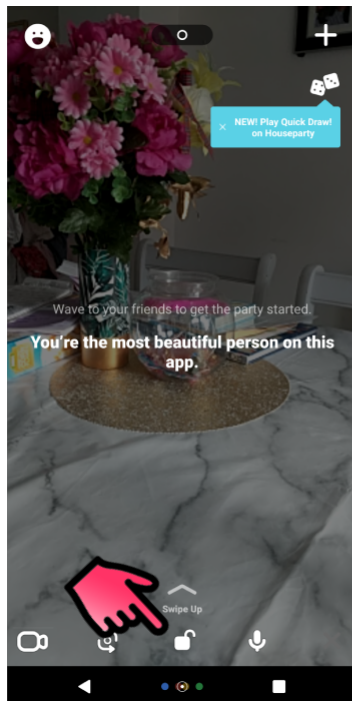
What do I need?

A Houseparty account

Houseparty privacy and safety settings



How to lock rooms on the app to prevent strangers entering conversations Once you have logged in to the app tap the lock icon at the bottom of the screen to lock the room to people you have not invited in.



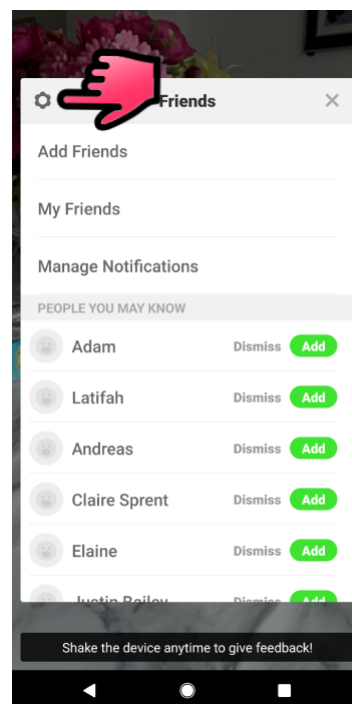
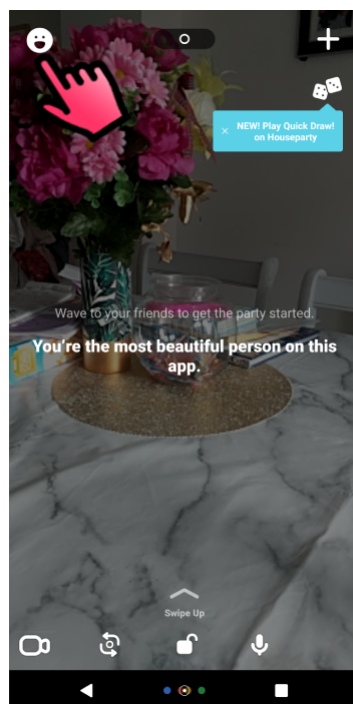
Houseparty privacy and safety settings

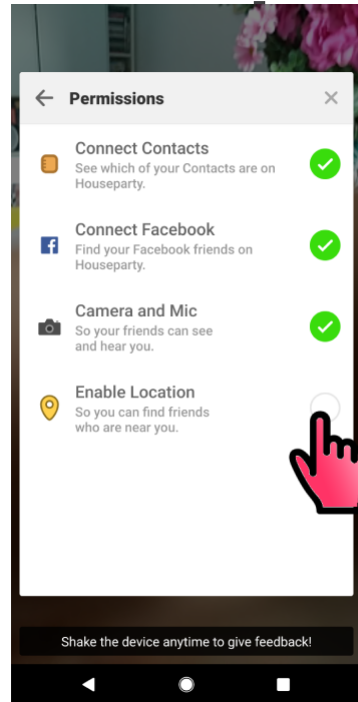
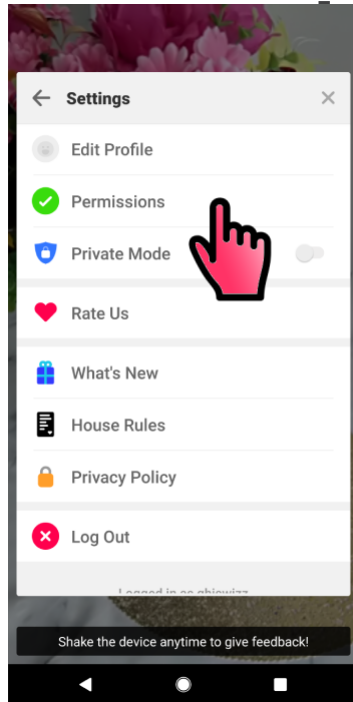
Step by step guide

2

How to set location settings 1. Tap the face on the left hand side of the screen a and then tap the cog at the top of the menu. 2. On the settings menu, tap permissions anhd then disable Location sharing.

1





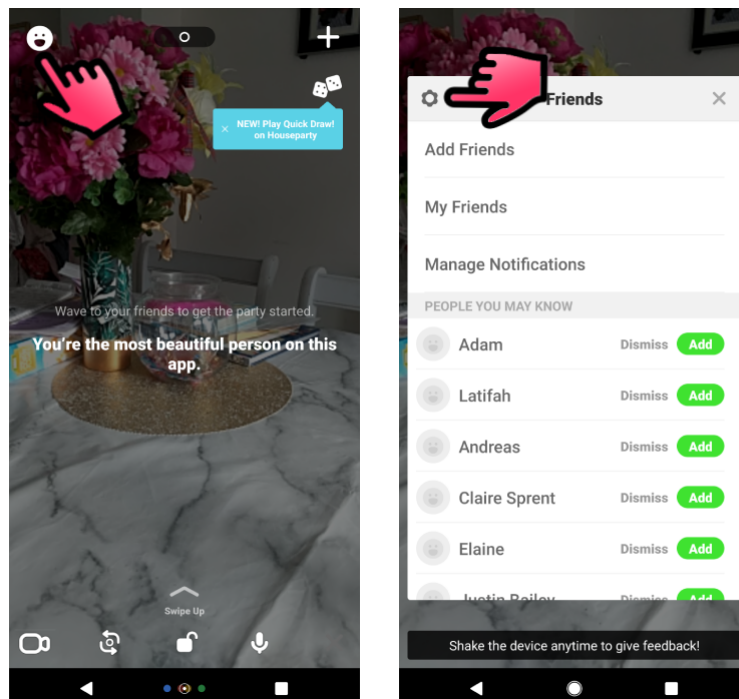
Houseparty privacy and safety settings

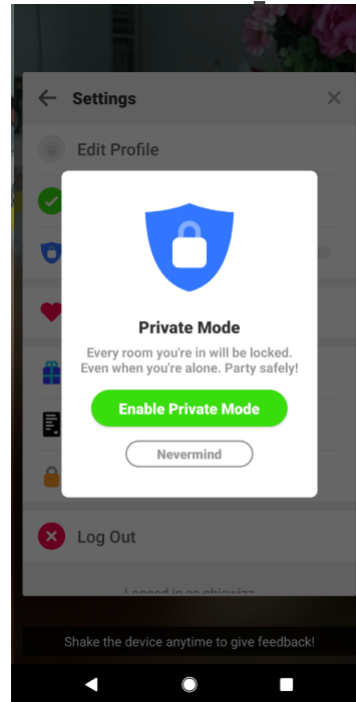
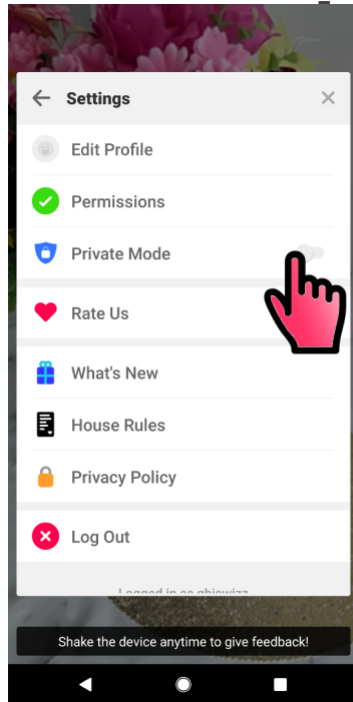
Step by step guide

3

How to enable Private Mode Privacy Mode will ensure that every room you go into will be locked by default. 1. Tap the face on the left hand side of the screen and then tap the cog at the top of the menu. 2. Tap the Privacy Mode option on the settings menu to enable private mode.

1

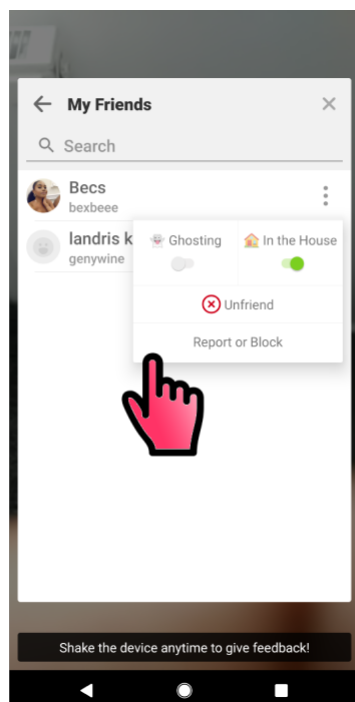




Houseparty privacy and safety settings



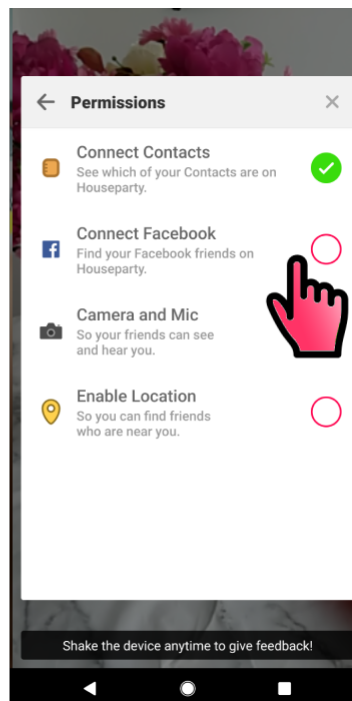
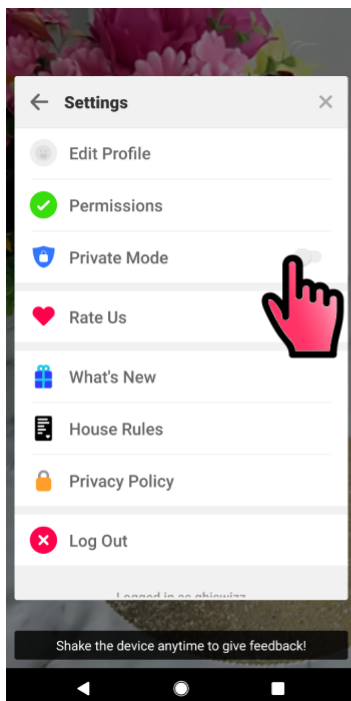
How to manage friend notifications, report and block You can opt to ghost a friend so that they will no longer get notified that you are on the app. You can also mute a friend to not receive any notification that they are on the app. If you want to report and block a friend you also have this option on the app. 1. Go to your friends list 2. Tap on the three dots next to the friend you'd like to manage 3. Then tap on 'Ghosting', 'In the House' to turn activate or deactivate the option. 4. You can also unfriend or report or block a friend on this menu.



Houseparty privacy and safety settings




How to disconnect social apps linked to the app You can opt to disconnect your social apps from the platform to limit the number of people it suggests to invite on the app. 1. On the settings menu, tap permissions and then disable Location sharing. 2. Tap on the 'Connect Facebook' to disable this permission.



Houseparty privacy and safety settings



How to 'sneak in' the app without contacts getting notified Press and hold the app icon on your screen and the app will not send any notifications to your friends to show that you are active on the app.



Houseparty privacy and safety settings



How to restrict data use on the app According to Houseparty Privacy policy you can email hello@houseparty.com to opt out and restrict the ways your personal data can be used on the app.

